

## Mid Sussex Marlins Age Group Long Course Records - Boys

### FREESTYLE

Boys	9years			10years			11years			12years			13years		
	Time	Name	Date	Time	Name	Date	Time	Name	Date	Time	Name	Date	Time	Name	Date
50free	39.86	Heath Thompson	08.04.17	34.49	A Costello	22.05.93	30.28	Oliver Richardson	20.03.16	27.99	Ollie Richardson	26.02.17	27.41	P Durrant	30.07.01
100free	1.25.75	Ethan Lightbound	25.02.17	1.15.06	Alex Bowen	03.06.06	1.08.29	Oliver Richardson	27.02.16	1.01.36	Sam Wiles	25.02.17	58.61	Sam Wiles	13.05.17
200free	3.05.20	Aron Hooper	04.10.14	2.49.78	Alex Bowen	03.06.06	2.31.40	Sam Wiles	20.03.16	2.14.35	Sam Wiles	11.02.17	2.09.82	Ollie Goodhew	28.05.11
400free				6.04.37	Adam Parvin	14.02.16	5.25.24	Sam Wiles	14.02.16	4.52.42	Ollie Goodhew	29.05.10	4.33.76	Ollie Goodhew	28.05.11
800free										10.01.05	Ollie Goodhew	29.05.10	9.49.40	Matthew Gibson	04.10.08
1500free										19.11.08	Ollie Goodhew	21.05.10	18.10.65	Ollie Goodhew	28.05.11
Boys	14years			15years			16years			17years			18years		
	Time	Name	Date	Time	Name	Date	Time	Name	Date	Time	Name	Date	Time	Name	Date
50free	26.69	D Lee	05.05.01	24.79	Alex Bowen	27.07.11	23.40	Alex Bowen	17.07.12	25.78	Charlie Hepworth	31.01.15	25.85	Guy Cooper	03.05.14
100free	58.01	Ollie Goodhew	26.05.12	55.78	Alex Bowen	30.04.11	54.36	Alex Bowen	17.07.12	57.26	Joe Anderson	25.02.17	55.36	Guy Cooper	03.05.14
200free	2.06.54	Ollie Goodhew	21.04.12	2.05.67	Ollie Goodhew	13.04.13	2.03.63	Matthew Gibson	20.11.10	2.05.09	Joe Anderson	11.02.17			
400free	4.23.46	Ollie Goodhew	26.05.12				4.21.89	Matthew Gibson	20.11.10	4.28.42	Joe Anderson	12.02.17	4.25.33	Guy Cooper	01.03.15
800free	9.30.16	Matthew Gibson	30.05.09	9.08.69	Matthew Gibson	07.03.10									
1500free	17.42.77	Ollie Goodhew	05.02.12	17.18.66	Matthew Gibson	21.05.10	18.41.26	Joe Anderson	08.02.16	18.10.27	Joe Anderson	05.02.17			
Boys	19+ years														
	Time	Name	Date												
50free	23.79	Alex Bowen	15.03.15												
100free	55.39	Alex Bowen	15.03.15												
200free	2.00.59	Guy Cooper	31.05.15												
400free															
800free															
1500free	18.08.23	Guy Cooper	08.04.17												

## Mid Sussex Marlins Age Group Long Course Records - Boys

### BACKSTROKE

Boys	9years			10years			11years			12years			13years		
	Time	Name	Date	Time	Name	Date	Time	Name	Date	Time	Name	Date	Time	Name	Date
50back	44.33	Oliver Hoey	12.02.17	39.78	A Costello	23.05.93	37.50	Oliver Richardson	20.03.16	35.03	Sam Wiles	12.02.17	30.91	P Durrant	30.07.01
100back				1.26.46	A Costello	08.05.93	1.22.60	Alex Bowen	02.06.07	1.11.75	P Durrant	10.08.00	1.05.14	Ollie Goodhew	21.07.11
200back				3.10.04	Nicholas Rawbin	02.06.07	2.54.03	Sam Wiles	27.02.16	2.36.36	Arthur Logan	24.03.17	2.19.55	Ollie Goodhew	21.07.11
Boys	14years			15years			16years			17years			18years		
	Time	Name	Date	Time	Name	Date	Time	Name	Date	Time	Name	Date	Time	Name	Date
50back	29.97	Ollie Goodhew	05.04.12	29.28	Ollie Goodhew	26.01.13	30.23	Robin Boyden	08.04.17	29.09	David Masters	16.04.11	30.83	Guy Cooper	01.03.15
100back	1.01.47	Ollie Goodhew	22.07.12	1.00.75	Ollie Goodhew	04.05.13	1.06.39	Robin Boyden	11.02.17				1.05.91	Guy Cooper	28.02.15
200back	2.10.84	Ollie Goodhew	22.07.12	2.07.89	Ollie Goodhew	31.07.13	2.21.57	Robin Boyden	25.02.17						

Boys	19+ years		
	Time	Name	Date
50back	28.14	Ollie Goodhew	12.02.17
100back	59.26	Ollie Goodhew	11.02.17
200back	2.20.20	Guy Cooper	09.04.17

## Mid Sussex Marlins Age Group Long Course Records - Boys

### BREASTSTROKE

Boys	9years			10years			11years			12years			13years		
	Time	Name	Date	Time	Name	Date	Time	Name	Date	Time	Name	Date	Time	Name	Date
50breast	51.28	Aron Hooper	04.10.14	45.58	M Finch	23.05.93	41.81	Oliver Richardson	20.03.16	35.99	Ollie Richardson	25.02.17	36.12	Ollie Richardson	26.03.17
100breast	1.48.84	Oliver Hoey	26.02.17	1.38.59	Hugo Aplin	26.02.17	1.32.49	Alex Curry	12.04.14	1.23.45	Ollie Richardson	26.02.17	1.20.42	Ollie Richardson	14.05.17
200breast	4.20.99	Heath Thompson	08.04.17	3.42.61	Hugo Aplin	12.02.17	3.19.29	Alex Curry	12.04.14	2.57.62	Michael Edwards	13.05.17	2.53.82	Ben Stevens	01.03.15
Boys	14years			15years			16years			17years			18years		
	Time	Name	Date	Time	Name	Date	Time	Name	Date	Time	Name	Date	Time	Name	Date
50breast	35.24	Alex Curry	25.02.17	33.00	Ollie Mayhew	25.02.17	30.82	Leon MacLean	27.07.07	32.82	Caleb Boyden	27.02.16	33.87	Charlie Hepworth	27.02.16
100breast	1.16.24	Leon MacLean	20.05.05	1.14.00	Caleb Boyden	03.05.14	1.09.52	Leon MacLean	05.07.07	1.14.66	Caleb Boyden	03.04.16	1.18.87	Charlie Hepworth	28.02.16
200breast	2.42.30	Ryan Dooley	26.05.12	2.39.62	Ryan Dooley	04.05.13	2.35.51	Caleb Boyden	15.03.15	2.40.63	Caleb Boyden	03.04.16			

Boys	19+ years		
	Time	Name	Date
50breast	32.27	Guy Cooper	09.04.17
100breast	1.28.7	Guy Cooper	15.03.15
200breast			

## Mid Sussex Marlins Age Group Long Course Records - Boys

### BUTTERFLY

Boys	9years			10years			11years			12years			13years		
	Time	Name	Date	Time	Name	Date	Time	Name	Date	Time	Name	Date	Time	Name	Date
50fly				39.93	A Costello	27.03.93	34.37	Chris Cook	04.04.92	30.00	Sam Wiles	11.02.17	29.46	Sam Wiles	14.05.17
100fly							1.25.69	Ben Chalmers	12.02.17	1.07.27	Sam Wiles	12.02.17	1.12.67	Jason Hawkey	15.03.15
200fly										2.48.56	Arthur Logan	26.03.17			
Boys	14years			15years			16years			17years			18years		
	Time	Name	Date	Time	Name	Date	Time	Name	Date	Time	Name	Date	Time	Name	Date
50fly	28.02	Jason Hawkey	01.05.16	26.89	Alex Bowen	30.04.11	25.45	Alex Bowen	05.05.12	25.02	Alex Bowen	31.07.13	27.22	Guy Cooper	28.02.15
100fly	1.06.44	D Lee	06.05.01	1.01.53	Jason Hawkey	17.07.16	1.00.49	D Lee	10.05.03	1.04.14	Caleb Boyden	14.02.16	58.76	David Masters	17.07.12
200fly	2.39.15	Jason Hawkey	27.02.16				2.30.72	Jo Anderson	27.02.16						
Boys	19+ years														
	Time	Name	Date												
50fly	25.39	Alex Bowen	16.05.15												
100fly	58.68	Guy Cooper	25.09.15												
200fly	2.19.05	Guy Cooper	09.04.17												

## Mid Sussex Marlins Age Group Long Course Records - Boys

### INDIVIDUAL MEDLEY

Boys	9years			10years			11years			12years			13years		
	Time	Name	Date	Time	Name	Date	Time	Name	Date	Time	Name	Date	Time	Name	Date
200IM				3.27.03	Adam Parvin	28.02.16	2.57.44	Sam Wiles	28.02.16	2.44.14	Sam Wiles	26.02.17	2.29.02	Ollie Goodhew	28.05.11
400IM										5.44.02	Arthur Logan	08.04.17	5.23.84	Ollie Goodhew	28.05.11
Boys	14years			15years			16years			17years			18years		
	Time	Name	Date	Time	Name	Date	Time	Name	Date	Time	Name	Date	Time	Name	Date
200IM	2.21.31	Ollie Goodhew	21.04.12	2.21.43	Ollie Goodhew	26.01.13	2.18.79	David Masters	02.05.10	2.22.20	Caleb Boyden	03.04.16	2.10.82	David Masters	17.07.12
400IM	5.07.73	Ollie Goodhew	26.05.12	5.14.97	Caleb Boyden	12.04.14	5.00.56	Matthew Gibson	16.04.11						
Boys	19+ years														
	Time	Name	Date												
200IM	2.18.73	Guy Cooper	15.03.15												
400IM															





Mid Sussex Marlins Age Group Long Course Records - Boys


Year	2000	2001	2002	2003
100m				
200m				
400m				
800m				
1600m				
3200m				
6400m				
12800m				






Mid Sussex Marlins Age Group Long Course Records - Boys


# Mid Sussex Marlins Age Group Long Course Records - Boys




# Mid Sussex Marlins Age Group Long Course Records - Boys



# Mid Sussex Marlins Age Group Long Course Records - Boys



# Mid Sussex Marlins Age Group Long Course Records - Boys



# Mid Sussex Marlins Age Group Long Course Records - Boys

